


 **School Moves**
Egg-cellent Match-Up 

Start



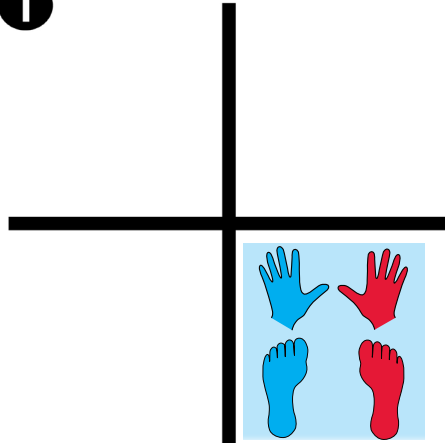
Trace from left to right like you read and find the eggs's matching partners. Laminate and color lines to make them easier to see if needed.



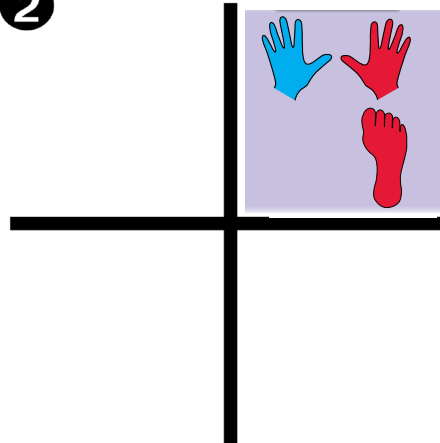
Twister Puzzle Mash-up

Start

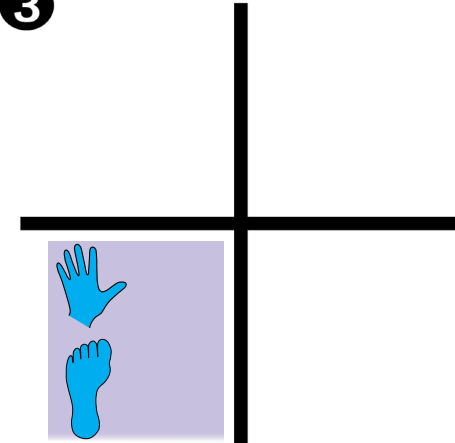
1




2



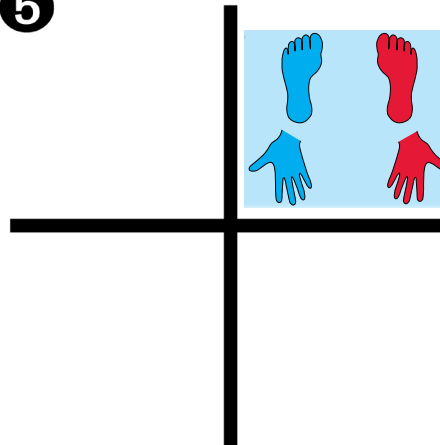
3



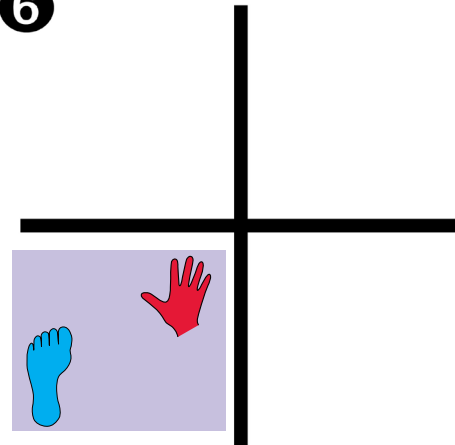
4



5




6




Put painter's tape on the floor in quadrant shape. Use 5-6 foot pieces of tape.
With hands on hips, student jumps into the quadrant and completes the Twister Puzzle move using red (right) and left (blue) hands and feet.


Bunny Hops  

1
Start



2



Put painter's tape on the floor. Use 5-6 foot piece of tape.
With hands on hips, student jumps right, left, or center of the line based on position of the bunny. www.schoolmoves.com