


1


Start

| | | | | |
|-----|--------|---------|------|------|
| nut | leaves | pumpkin | dots | tree |
|-----|--------|---------|------|------|




2

| | | | | |
|--------|------|------|----------|---------|
| leaves | dots | tree | squirrel | pumpkin |
|--------|------|------|----------|---------|



3

| | | | | |
|---------|----------|--------|-----|------|
| pumpkin | squirrel | leaves | nut | tree |
|---------|----------|--------|-----|------|



Finish

Fall Activity: Place a line on the floor with painter's tape and jump to the right, left, and center of the line while saying the names of the images. Jump twice for leaves, straddling the line. If pumpkin has dots on it, press with the thumb into the palm for five times on each hand after jumping. Keep hands on hips. Happy Fall Y'all!